



## Basic Info

Model NO.: F2E220-230-DP

IP Class: IP54

Voltage: 230V AC

Frequency: 50/60Hz

Air Flow, Free Blowing: 860/900m<sup>3</sup>/H

Noise Level: 73/74 Db(a)

Ambient Temperature: - 10 to 55 Centigrade

Size: 270\*270mm

Certificate: CE RoHS UL CCC SGS

Air Flow with Exit Filter: 688/540m<sup>3</sup>/H

Trademark: Linkwell

Specification: Rohs CE CCC UL 94V0

Origin: Shanghai, China

HS Code: 8414599099

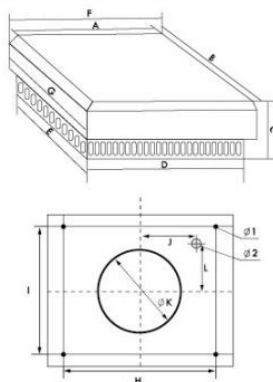

## Product Description

# Cabinet TOP Ventilation System F2E Series

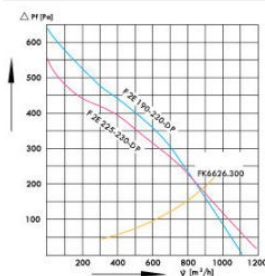
## 1. Product Features:

Brand Name	LINKWELL
Model No.:	F2E220-230-DP
Ventilation shutter:	New ABS
Voltage range	230V AC
Available color	RAL7035 or RAL7032
Inflammability rate:	UL94 V-0
Protection degree:	IP54
Application for:	Ventilation of control cabinets, enclosures and housings
Fan motor:	According to ROHS
Power	85/90W
Certificate:	CE ROHS UL

## 2. Products Specifications:



Power specific property curve



### Interior

The precondition to use the top fan is that the ambient temperature should be lower than the temperature required in the cabinet.

### Function

The high-power centrifugal top fan can vent the high heat load by the greatest degree. The centrifugal fan not only can avoid the vortex vented by the general shield magnetic fan, but also can reduce the noise caused by the friction of air. The FK series of Exit Filter can be used in the inlet in order to prevent from entering the humidity and dust.

### Design

The centrifugal top fan is larruping. It is handsome and it has the good function and reasonable structure. It also doesn't take up the interior space. It can well satisfy requirement of the present market with it's unique design.

Type	A/B	C	D/E	F/G	H/I	J	ΦK	Φ1	Φ2	L
F2E190-230-DP	270	130	267	310	226.8	98.4	195	7.8	15	97
F2E 220-230-DP	270	130	267	310	226.8	98.4	195	7.8	15	97
F2E 225-230-DP	270	130	267	310	226.8	98.4	195	7.8	15	97

Exhauster on the top	Type	F2E190-230-DP	F2E220-230-DP	F2E225-230-DP
Voltage Frequency		230V 50/60HZ	230V 50/60HZ	230V 50/60HZ
Air flow, Ventilation freely		570/620m³/h	860/900m³/h	1200/1340m³/h
Flux of air equip filter exported include filtering pad of standard		1xFK6626.300	1xFK6626.300	1xFK6626.300
Axle flow blower		Capacitance electromotion	Capacitance electromotion	Capacitance electromotion
Rated current		0.26A/0.34A	0.38A/0.40A	0.60A/0.88A
Power		58/75W	85/90W	135/200W
Noise level		62/64 dBA	73/74 dBA	69/71 dBA
Temperature range		-10°C~55°C	-10°C~55°C	-10°C~60°C

The quantity and size of the wind inlet filter can be decided according to the concrete requirement