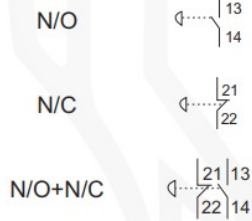


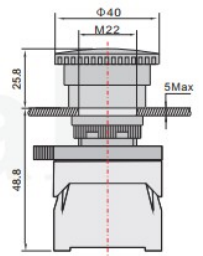


**SDL16-EC42**

Mushroom head  
Spring return

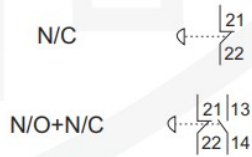


- Black  $\Phi 40$  **SDL16-EC21**
- Green  $\Phi 40$  **SDL16-EC31**
- Red  $\Phi 40$  **SDL16-EC42**
- Red  $\Phi 40$  **SDL16-EC45**

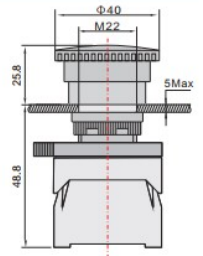


**SDL16-ES542**

Mushroom head  
Turn to release



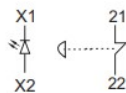
- Red  $\Phi 40$  **SDL16-ES542**
- Red  $\Phi 40$  **SDL16-ES545**



**SDL16-EWM42**

Spring return  
Push to lock  
Push to release  
Direct bulb supplied  
LED

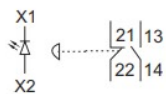
N/C  
220~240V



- Red  $\Phi 40$  **SDL16-EWM42**
- Red  $\Phi 40$  **SDL16-EWMZ42**

Spring return  
Push to lock  
Push to release

N/O + N/C  
220~240V



- Red  $\Phi 40$  **SDL16-EWM45**
- Red  $\Phi 40$  **SDL16-EWMZ45**

